

# COLORADO NONPROFIT ECONOMIC IMPACT REPORT

## KEY FINDINGS

In both jobs (262,000) and economic impact (more than \$62 billion), nonprofits are a force for good in our communities well beyond their core mission areas. As major contributors to Colorado's economy, nonprofits and their leaders are critical to community decision-making.

**34,251**  
nonprofits in  
Colorado

**\$62 billion**  
total economic  
impact

**\$25 billion**  
contribution to  
GDP

**262,000**  
jobs supported

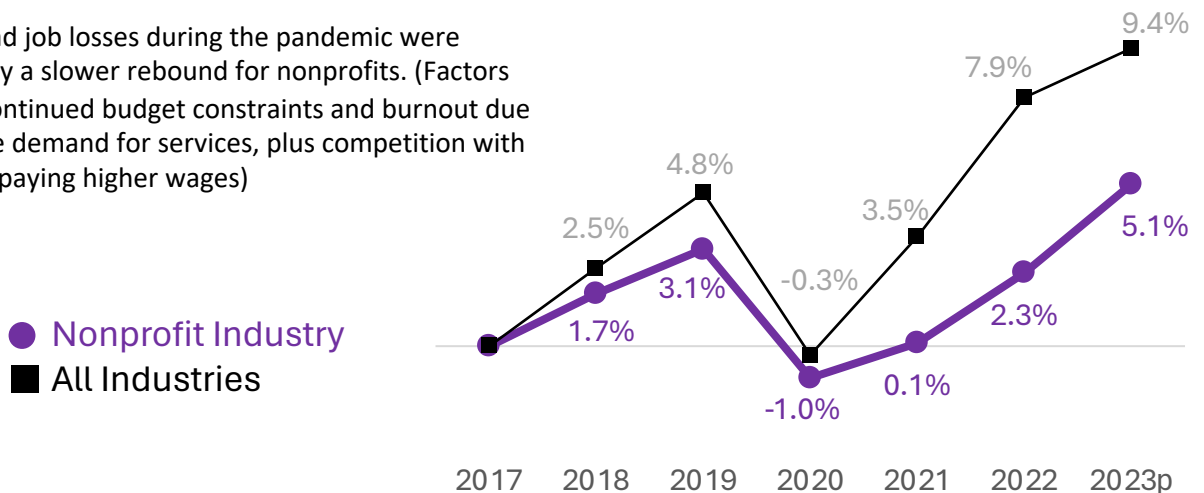
## JOBS IN DEPTH

The nonprofit sector directly employs 182,000, supports 54,000 jobs in business-to-business activity, and supports 26,000 jobs through household spending, 10 percent of all jobs.

Colorado's nonprofit sector employs more than the agriculture, mining, and information industries combined.

## COLORADO NONPROFITS' JOB GROWTH TOTAL & NONPROFIT EMPLOYMENT IN COLORADO

Widespread job losses during the pandemic were followed by a slower rebound for nonprofits. (Factors include: continued budget constraints and burnout due to increase demand for services, plus competition with industries paying higher wages)



### REPORT PARTNERS:



# ECONOMIC IMPACT

## GDP + JOBS

### IMPACT IN DEPTH

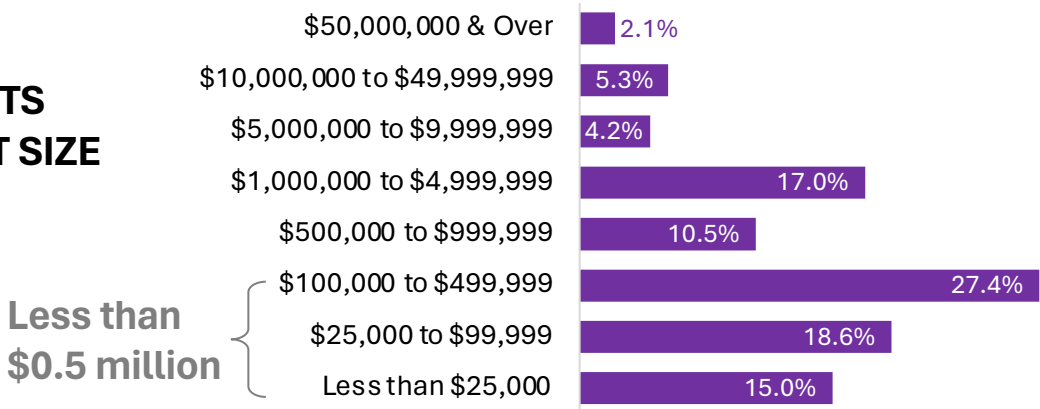
Colorado's nonprofit sector creates more than \$36 billion in direct spending and another \$9 billion in value through volunteerism. The sector's spending is nearly doubled, rippling through local and regional economies.

The total economic impact on the state is more than \$62 billion.

### COLORADO NONPROFITS: SMALL BUDGETS, HUGE IMPACTS

A majority of Colorado nonprofits provide important services with annual budgets of less than half a million dollars.

#### NONPROFITS BY BUDGET SIZE



For every \$1 million spent, the nonprofit sector supports...



5 NONPROFIT JOBS



2 JOBS IN OTHER  
INDUSTRIES

# STATEWIDE IMPACT

## URBAN + RURAL

### NONPROFIT ECONOMIC IMPACT BY CONGRESSIONAL DISTRICT

Significant economic and job impacts across all regions of the state.

#### DISTRICT 8

Supporting **8,000 jobs**  
(Share of Jobs: **2.5%**)  
**\$600 million** in labor income  
**\$800 million** in GDP  
(Share of GDP: **1.3%**)

#### DISTRICT 1

Supporting **63,000 jobs**  
(Share of Jobs: **12.2%**)  
**\$5 billion** in labor income  
**\$7 billion** in GDP  
(Share of GDP: **6.9%**)

#### DISTRICT 6

Supporting **48,000 jobs**  
(Share of Jobs: **14.5%**)  
**\$4 billion** in labor income  
**\$5 billion** in GDP  
(Share of Jobs: **14.5%**)

#### DISTRICT 2

Supporting **35,000 jobs**  
(Share of Jobs: **8.0%**)  
**\$2 billion** in labor income  
**\$3 billion** in GDP  
(Share of GDP: **4.5%**)

#### DISTRICT 4

Supporting **9,000 jobs**  
(Share of Jobs: **5.2%**)  
**\$600 million** in labor income  
**\$800 million** in GDP  
(Share of GDP: **2.4%**)

#### DISTRICT 3

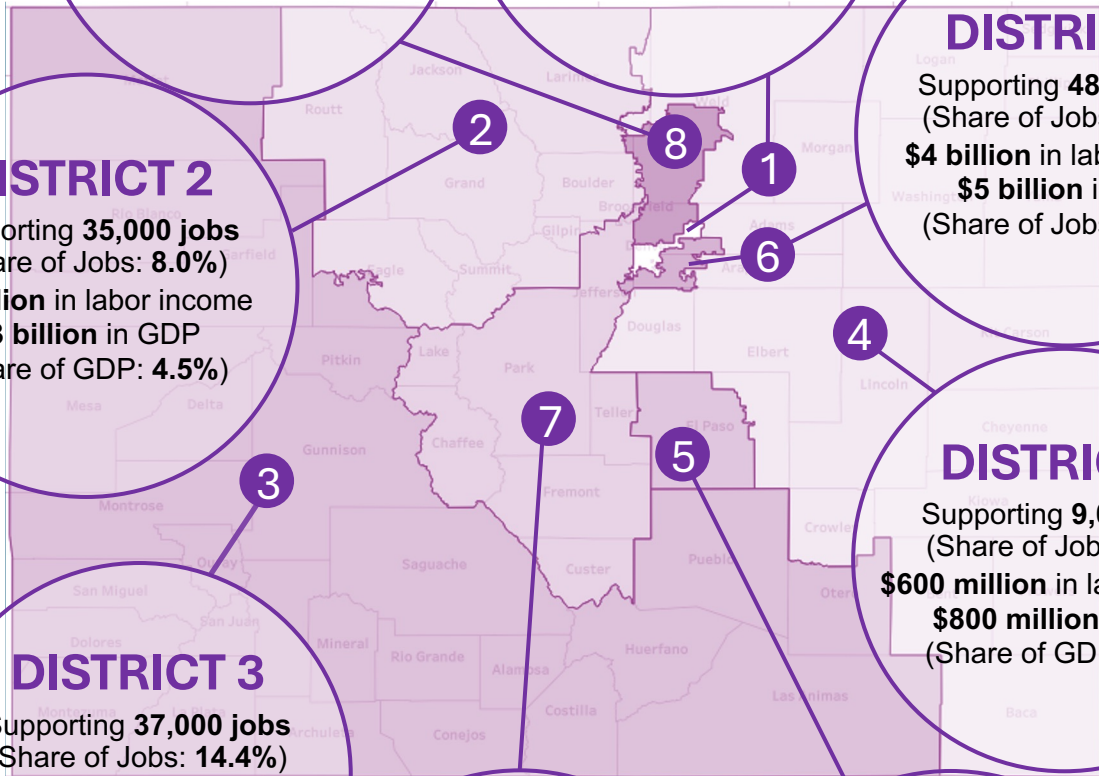
Supporting **37,000 jobs**  
(Share of Jobs: **14.4%**)  
**\$2 billion** in labor income  
**\$3 billion** in GDP  
(Share of GDP: **7.5%**)

#### DISTRICT 7

Supporting **29,000 jobs**  
(Share of Jobs: **8.7%**)  
**\$2 billion** in labor income  
**\$3 billion** in GDP  
(Share of GDP: **5.3%**)

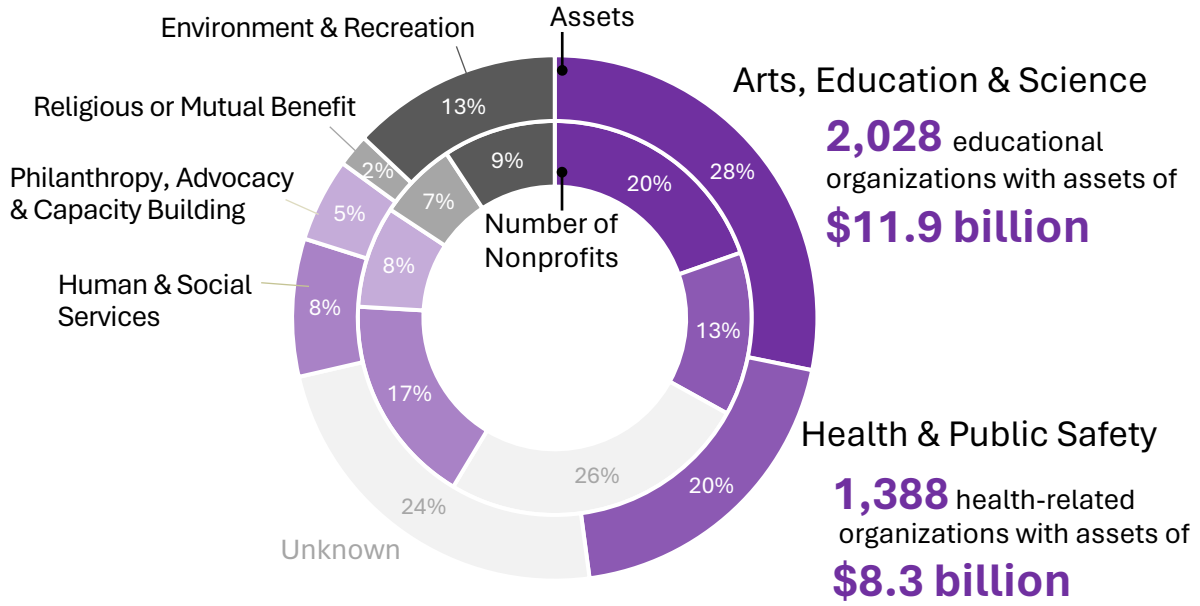
#### DISTRICT 5

Supporting **32,000 jobs**  
(Share of Jobs: **11.3%**)  
**\$2 billion** in labor income  
**\$3 billion** in GDP  
(Share of GDP: **6.2%**)



# NONPROFIT SECTOR MISSIONS

## NONPROFIT ASSETS BY MISSION



## FOUNDATIONS

**2,000** foundations give more than **\$1.4 billion** in grants annually

## TAKE ACTION

The Colorado nonprofit sector thrives with the generous support of many different people and organizations. Become a part of the sector's success today:

- Include nonprofit leaders in community decision-making;
- Donate to nonprofits that have a mission you want to support;
- Contact a nonprofit today to volunteer time or serve on a board or committee;
- Support government funding for Colorado nonprofits.

Research conducted by Bright Fox Analytics & the University of Colorado Boulder, Leeds Business School, Business Research Division

REPORT SPONSORS:

